



Chore Charts & Routines for Kids

PRINTABLE KIT



rainbow basics

WEEKLY & DAILY CHORE CHARTS | DAILY & WEEKLY ROUTINES
PRINTABLE CHORE AND ACTIVITY STICKERS

COPYRIGHT

© 2017 by The Homes I Have Made, LLC & Megan Duesterhaus


All rights reserved. No portion of this printable pack may be reproduced in any form without permission from the publisher, except as permitted by U.S. copyright law. For permissions contact: thehomesihavemade@gmail.com

Cover by Megan Duesterhaus, *The Homes I Have Made, LLC*.

PRINT RELEASE

I, Megan Duesterhaus, The Homes I Have Made, LLC, give permission for the original purchaser of this printable pack to print limitless copies of all included files FOR PERSONAL USE ONLY, as well as store files electronically on their computer. No part of this printable pack may be shared—electronic, mechanical, photocopy, or otherwise—without prior written permission of the publisher.

CHORE CHARTS & WEEKLY ROUTINES FOR KIDS



The chores charts, weekly activity sheets, and coordinating stickers in this printable kit are a fun, easy, interactive, and effective way to keep kids (or anyone else!) on task. Whether they are on break from school, are starting a new routine, love checking things off a list, or you (or they!) just need some order to their day and week, these colorful sheets will help keep everyone on the same page. Mix and match, edit them for all your needs, and get the kids involved. Hopefully, these sheets and stickers will keep them from getting board and you from nagging them all day long! Enjoy!

How to Print These Printables

The printables are best printed on 8.5”x11” paper or cardstock. To ensure the best possible print quality and layout, use these tips:

- Don’t open the files in an Internet browser from an email link or download screen. Instead, download the files directly to your computer either to your Downloads folder or another designated folder.
- Once downloaded, it is highly recommended that you use Adobe Acrobat Reader to view and edit the files. Although other PDF readers may work (e.g., Preview), the formatting and editable text boxes work best using Adobe products. You can download a FREE version of Adobe Acrobat Reader [here](#).
- Once opened in Adobe Acrobat Reader, you may customize the files to your liking by inserting text into any of the blue text fields. More instructions are on page 3-4.
- When ready, print the pages you want at 100% resolution. If you want the printables bigger or smaller, simply alter the resolution percentage on your print options screen.
- The font used in these printables is Arial Narrow Bold.

What’s Included in This Kit

These are the files included in this printable kit. To see more ideas for using each printable, click [here](#).

Editable Chore & Weekly Activity Charts

Weekly Chores - Landscape - Use this chart to list out and/or track weekly chores. There are editable text boxes to type in chores. Or, the columns are perfectly sized to fit the included stickers that can represent various chores.

Weekly Activities - Landscape - Use this chart to list out and/or track weekly activities. There are editable text boxes to type in activities. Or, the columns are perfectly sized to fit the included stickers that can represent various activities.

Morning, Afternoon & Evening Routines - These forms are designed to be used together (as necessary) to help kids stay on task in the morning, afternoon and/or evening. Type in specific chores and activities and use the included check mark stickers to

mark off tasks when complete. Or, use the stickers on the “To Do” side of the chart, and then move them to the “Done” side as chores are complete.

Chore Checklists - There are 5 variations of chore checklists included in this kit. All 5 have editable fields to type in chores, while some are designed to be used with the included stickers. Get creative and use these charts however best suits your family. To see ideas on how to use these printables, click [here](#).

Weekly Chores - Portrait - Type or write in chores for your child, and check off chores as they are completed each day. Print one off at the start of each week, or laminate one copy and use it with a dry-erase marker for repeated use.

Weekly Activities - Portrait - Use the editable text fields on this form (or handwrite in) any activities for the week. This could be used as a weekly schedule or could be populated with recurring activities as reminders of what’s going on each day.

Activity & Chore Stickers

Chore & Activity Stickers - These fun stickers can be used to populate most of the chore and activity charts in this kit. They can also be used to make magnets or be applied to other calendars, planners and displays.

Check Mark Stickers - These check mark stickers can be used to “check off” chores and activities on some of the charts in this kit. They can also be used to make magnets or be applied to other calendars, planners and displays.

Blank Stickers - These stickers have two-line editable text boxes for you to add in any activities, chores (or anything else!) you may need for your charts.

How to Edit the Printables

This kit includes 13 editable pages so you can personalize and customize them however you see fit. To edit the files, it is highly recommended that you use Adobe Acrobat Reader. Although other PDF readers may work (e.g., Preview), the formatting and edit-able text boxes work best using Adobe products. You can download a FREE version of Adobe Acrobat Reader for either PC or Mac [here](#).

To add your own text to the printables:

- Don't open the files in an Internet browser from an email link or download screen. Instead, download the files directly to your computer either to your Downloads folder or another designated folder.
- Open your printable kit in Adobe Acrobat Reader.
- All of the editable fields are represented by light blue boxes. Simply click into a blue box and type in your desired text.
- You may use both lowercase and capital letters as you prefer. However, each text box is pre-formatted to populate text in a specific size, font, color, and alignment. These specifications cannot be changed.
- The light blue text fields **do not print**, so you can leave any and all fields blank as necessary.
- Once you're satisfied with your text, print the pages you want/need at 100% resolution. The PDF can be saved with your added text for future use.
- To see a video tutorial on how to edit the files, click [here](#) and [here](#).

Chore & Activity Sticker Printing Instructions

The Chore & Activity Stickers are designed specifically to fit onto [AVERY 6450 Labels](#) for quick and easy use. To ensure your stickers print correctly use these tips:

- Don't open the files in an Internet browser from an email link or download screen. Instead, download the files directly to your computer either to your Downloads folder or another designated folder.
- Once downloaded, open the files in your computer's PDF reader (e.g., Adobe Acrobat Reader, Preview).
- The final sheet of stickers is editable, so you can type in any additional chores or activities you need. To see how to do this, refer to the "How to Edit the Printables" directions on page 3-4.
- Load the sticker sheets into your printer according to package/printer directions.
- Print the pages you want at 100% resolution.

- Peel away the excess (non-printed) paper to reveal the stickers.
- If you don't want to use the [AVERY 6450 Labels](#), you can also print onto plain sticker paper ([AVERY 53202](#)) and cut/punch out with a circle punch or e-cutter machine.

Recommended Products

The following are products I recommend for printing and using the printables included included in this printable pack. Please note that these are affiliate links, which means I make a small commission for each purchase with no additional charge to you. I am disclosing this in accordance with the Federal Trade Commission's 16 CFR, Part 255: "Guides Concerning the Use of Endorsements and Testimonials in Advertising." Please know I only recommend products I've personally used and like.

[Printer Paper](#)

[Matte Photo Paper](#)

[Glossy Photo Paper](#)

[AVERY 6450 Labels - 1" circles](#)

[AVERY 53202 - white sticker paper](#)

[Paper Trimmer](#)


[1" Hole Punch](#)

[Laminator](#)

[Laminating Sheets](#)



WEEKLY ACTIVITIES



MONDAY

TUESDAY

WEDNESDAY

THURSDAY

FRIDAY

SATURDAY

SUNDAY

--	--	--	--	--	--	--	--



MORNING ROUTINE

TO DO

DONE

--	--

--



EVENING ROUTINE

TO DO	DONE




AFTERNOON ROUTINE

TO DO

DONE

--	--



TO DO







DONE


Empty space for tasks in the 'TO DO' column.

Empty space for completed tasks in the 'DONE' column.

Blank title box








A series of ten horizontal lines for writing, spaced evenly down the page.





TO DO

DONE





MONDAY

TUESDAY

WEDNESDAY


THURSDAY


FRIDAY

WEEKEND










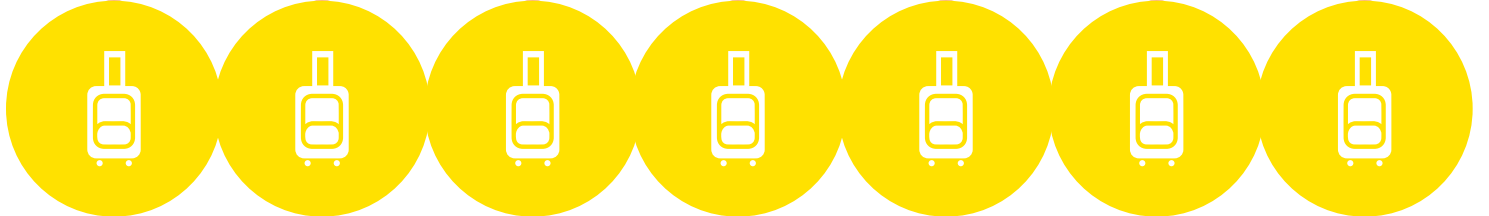















CHORES & ACTIVITIES



Wake Up
Bed Time
Set Alarm



Make Bed
Go to Bed



Get Dressed
Change Clothes



Put on Shoes



Personal Hygiene
Do Hair



Take a Bath
Take a Shower
Personal Hygiene



Brush Teeth



Clean Up
Wash Face
Personal Hygiene



Take Medicine
Take Vitamins



Eat Breakfast



Eat Lunch



Eat Dinner
Meal Time



Pack Lunch



Pack Backpack
School



School
Do Homework



Exercise
Play Outside
Activity



Exercise
Go to the Gym



Read
Homework
Bible Study




Wake Up
Play Outside



Clean Up Toys
Play
Babysit



Watch TV
Watch Movies



Play on Computer
Work on Computer
Study on Computer



Play Video Games



Craft Time
Art Class



Play
Play Games



Sporting Event
Special Event
Good Behavior



Payday



Sort Laundry
Do Laundry




Do Laundry



Put Laundry Away
Fold Laundry



Take Out Trash



Take Out Recycling



Errands
Unload Groceries



Take Care of Pet



Check Mail



Clean Out Car

CHORES & ACTIVITIES



Clean
Dust




Clean Floors
Vacuum



Clean
Clean Floors
Sweep



Set Table
Meal Time



Clear Table
Meal Time



Do Dishes
Load Dishwasher
Unload Dishwasher



Water Plants



Outdoor Chores
Mow Grass



Project
Help Around the House



Football Practice
Football Game
Sporting Event



Soccer Practice
Soccer Game
Sporting Event



Tennis Practice
Tennis Game
Sporting Event



Baseball Practice
Baseball Game
Sporting Event



Basketball Practice
Basketball Game
Sporting Event



Gymnastics Practice
Gymnastics Event



Dance Class
Ice Skating Practice
Dance/Ice Skating Event



Marital Arts Class



Swim Practice
Swimming Lessons



Music Practice
Choir Rehearsal
Concert



Movie



Theatre Rehearsal
Show




Doctor Appointment



Church Services
Youth Group
Bible Study



Trip



Party




Don't Forget
Reminder



Don't Forget
Reminder



Task Complete



Type In Your Own Chore!